



Electromechanical ANSI Mortise Lockset

MT5907-S

MT5985A-S



The electrified lockset is used a grade 1 heavy duty mortise lockset, with vandal resistant clutch.

The solenoid controlled lock can be electrically controlled by access control system, keypad, switch, or push button.

The lock can replace most brands of mechanical or electrified locksets for retrofit applications.

The electric mortise lock can stay latched even when unlocked, maintaining fire door integrity, or request-to-exit devices.



Solenoid Controlled Mortise Lock



MT5907-SF (fail safe)
MT5907-S (fail secure)
Mortise lockset
without deadbolt



MT5985A-SF (fail safe)
MT5985A-S (fail secure)
Mortise lockset
with deadbolt

SPECIFICATIONS

Door Thickness	1-3/4" - 2-1/2" (45 - 64mm)
Backset	2-3/4" (70mm)
CTC Length	3-7/8" (92mm)
Case	6" x 4" x 1" (153 x 102 x 25mm)
Faceplate	8" x 1-1/4" (203 x 32mm)
Latchbolt	3/4" (19mm) throw
Deadbolt	1" (25mm) throw
Strike	ANSI standard 4-7/8" (124mm)
Input	12/24VDC \pm 10%
Current Draw	12VDC@600mA 24VDC@300mA

FEATURES

- Field reversible fail safe/fail secure
- Field selectable dual voltage 12V/24V
- Field reversible handing LH/RH/LHR/RHR

OPTIONAL OUTPUTS

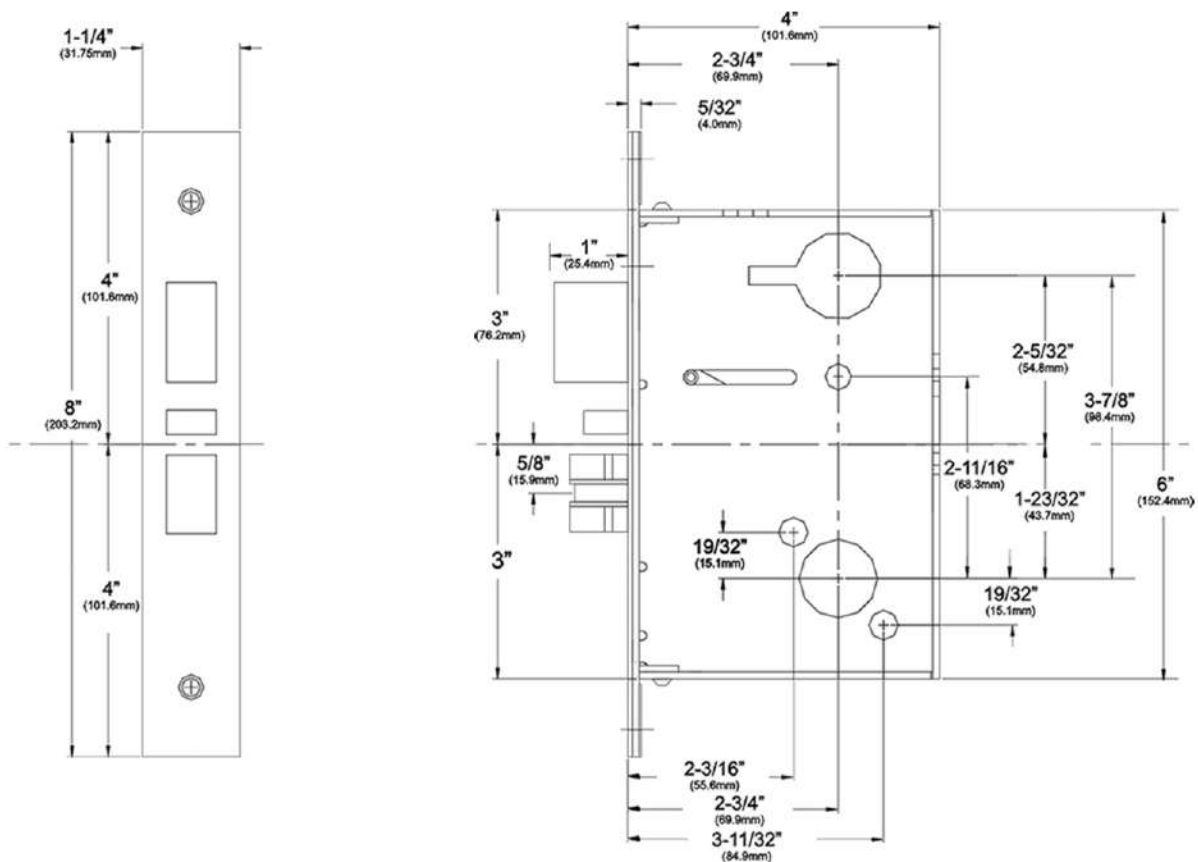
- REX (request-to-exit)
- DPS (for MT5907-S)
- Latch status
- Cylinder status
- Auxiliary latch status
(DPS for MT5985A-S)



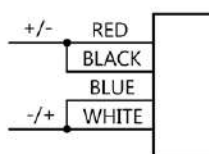
Solenoid Controlled Mortise Lock



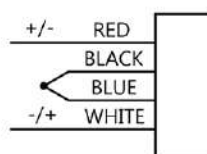
DIMENSIONS



WIRING DIAGRAM (field selectable dual voltage)



12VDC@600mA



24VDC@300mA